

Featuring a clean silver appearance and crisp sharp corners, cold rolled steel is a favorite for furniture, handrails, and creative patinas.

# Cold Rolled



CR100 SATIN COLD ROLLED



CR200 BLACKENED COLD ROLLED



CR330 SEPIA COLD ROLLED



CR310 ANTIQUE COLD ROLLED



CR250 BRUSHED COLD ROLLED



CR204 GRAINED COLD ROLLED



CR201 TEXTURED COLD ROLLED



CR202 PEPPERED COLD ROLLED



With a tough layer of carbon and rounded corners, hot rolled steel is ideal for an industrial look. The hot rolled process creates a durable surface suitable for high-use areas.

# Hot Rolled



HR010 RAW HOT ROLLED



HR150 OILED HOT ROLLED




HR200 BLACKENED HOT ROLLED



HR800 OXIDIZED HOT ROLLED





A mixture of copper and zinc, brass works well for hardware, decorative claddings, and trim details. Brass is able to achieve warmer tones and polishes beautifully.

Brass



BR100 SATIN BRASS



BR370 UMBER BRASS



BR312 ANTIQUE PEPPERED BRASS



BR333 SEPIA FLAMED BRASS



BR330 SEPIA BRASS




BR331 SEPIA TEXTURED BRASS



BR314 ANTIQUE GRAINED BRASS



BR700 POLISHED BRASS



Often achieved through the plating process,  
nickel is similar to stainless with a richer feel.  
A favorite for hardware and trim.

# Nickel



NC100 SATIN NICKEL



NC330 SEPIA NICKEL



NC332 SEPIA PEPPERED NICKEL



NC700 POLISHED NICKEL





A common choice for exterior use, stainless also performs well where durability and its bold appearance are desired.

# Stainless



SS100 SATIN STAINLESS



SS200 BLACKENED STAINLESS



SS011 TEXTURED STAINLESS



SS201 BLACKENED TEXTURED STAINLESS



SS250 BRUSHED STAINLESS




SS270 BLACKENED BRUSHED STAINLESS



SS202 BLACKENED PEPPERED STAINLESS



SS700 POLISHED STAINLESS



Bronze, a mixture of copper and tin, is a favorite for furniture, hardware, and other fabricated designs.

# Bronze



BZ100 SATIN BRONZE



BZ330 SEPIA BRONZE



BZ314 ANTIQUE GRAINED BRONZE



BZ403 FLAMED BRONZE



BZ371 UMBER TEXTURED BRONZE



BZ312 ANTIQUE PEPPERED BRONZE



BZ413 FLAMED SILICONE BRONZE




BZ700 POLISHED BRONZE



Known by its trademark Cor-Ten, weathering steel forms a protective layer of rust when exposed to the elements. This prevents the steel from deteriorating, making it a viable choice for landscaping features.

## Weathering Steel



WS010 RAW WEATHERING STEEL



WS150 OILED WEATHERING STEEL



WS800 OXIDIZED WEATHERING STEEL



WS200 BLACKENED WEATHERING STEEL





# How we work

## CONSULTING / DESIGN

We bring your vision to life through architectural and shop drawings, 3D models, samples and mock-ups. We add value to projects with our extensive expertise in material and product sourcing, and by addressing issues before they become larger problems.

## FABRICATION / FINISHING

After shop drawings are approved, we get to work, utilizing a vast network of vendors, and leveraging decades of collective talent and expertise in finishing. Meeting deadlines and quality control always remain top priorities.

## DELIVERY / INSTALLATION

Our pieces are likely a part of a bigger puzzle that has to come together. We understand the construction process and how to coordinate for a successful project. We know how to crate and ship—thus getting the work to you safely—and we install all over the country.